

1F Condulet® Service Entrance Elbows and Tees

Application:

SLB and LBY elbows are installed in conduit systems to:

- act as service entrance elbows between service entrance and vertical weatherhead conduit runs
- make 90° bends in conduit systems where space is limited
- act as pull outlets
- provide access to conductors for maintenance and future system changes

ET short radius tees are installed in conduit systems:

- in concealed conduit runs allowing single conduit stub up to outlet boxes located above or below main conduit run. Eliminates separate feed and return conduits to flush floor box or junction box

Features:

SLB elbows have:

- compact overall size and short hubs
- taper tapped hubs and integral bushing for standard threaded conduit
- covers and gaskets furnished

LBY elbows have:

- maximum volume for bends within a compact overall size
- screw-on cover for ease of installation and removal
- cover openings on an angle, permitting conductors to be pulled straight through either hub
- taper tapped hubs and integral bushing for standard threaded conduit

ET short radius tees have:

- compact size, small radius of bend for use in concealed or open conduit systems. Particularly suited for use in shallow floors or partitions
- taper tapped hubs and integral bushing for standard threaded conduit

Standard Materials:

- SLB elbows – copper-free aluminum
- LBY elbows – *Feraloy*® iron alloy
- ET tees – *Feraloy* iron alloy

Standard Finishes:

- Copper-free aluminum – natural
- *Feraloy* iron alloy – electrogalvanized and aluminum acrylic paint

Options:

- Finishes – LBY elbows: *Corro-free*™ epoxy power coat add suffix S752
- Material (LBY only) – copper-free aluminum construction Add suffix –SA

Certifications and Compliances:

- UL Standard: 514B
- Fed. Spec.: W-C-586a



SLB (includes cover)

Size	Cat. #
1/2	SLB1
3/4	SLB2
1	SLB3
1 1/4	SLB4
1 1/2	SLB5
2	SLB6



LBY (includes cover)

Size	Cat. #
1/2	LBY15
3/4	LBY25
1	LBY35
1 1/4	LBY45
1 1/2	LBY55

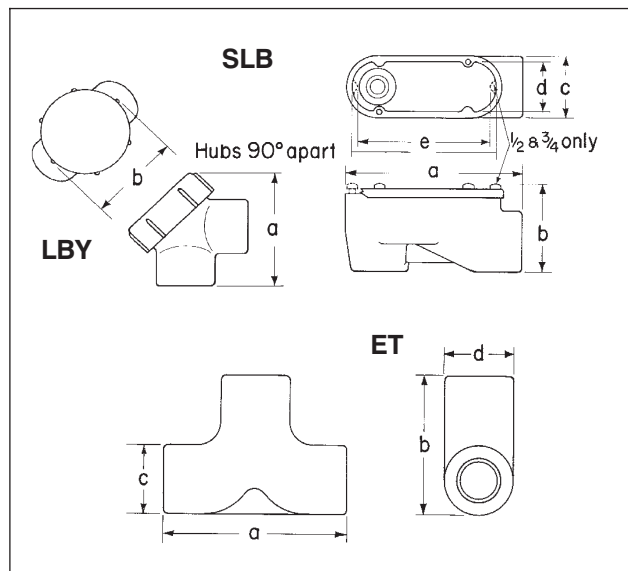


ET

Size	Cat. #
3/4 – 1/2 – 1/2	ET218
3/4 – 3/4 – 3/4	ET228
1 – 3/4 – 3/4	ET328

Largest hub shown at top of photo

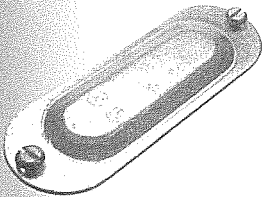
Dimensions



SLB	Size	1/2	3/4	1	1 1/4	1 1/2	2
a		3 1/8	3 1/2	4 1/8	5 3/8	6 23/32	7 3/4
b		1 25/32	2	1 9/32	2 25/32	3 1/32	3 29/32
c		1 3/16	1 3/8	1 11/16	2 3/32	2 3/8	3
d		1	1 3/16	1 15/32	1 7/8	2 5/32	2 5/8
e		2 11/16	2 15/16	3 11/32	4 3/4	6 1/32	6 31/32
LBY							
a		2 13/16	3 3/16	3 1/4	3 25/32	4 1/4	
b		2	2 1/4	2 1/2	2 15/16	3 3/8	
ET	Size						
a		3/4 – 1/2 – 1/2	3/4 – 3/4 – 3/4	1 – 3/4 – 3/4			
b		4	4	4			
c		2 5/8	3	3			
d		1 1/4	1 1/2	1 1/2			
		1 1/2	1 1/2	1 1/2			

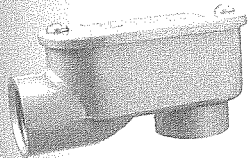

TRADE SIZE	HALEX PART #	CTN/CASE QTY	CTN/CASE WT(lbs.)	DIMENSIONS (in inches)		
				A	B	C
Conduit Body Gaskets						
1/2"	59105B	100	1	1.375	3.906	3.500
3/4"	59107B	100	1	1.563	4.688	4.125
1"	59110B	50	1	1.781	5.375	4.813
1 1/4"-1 1/2"	59115B	50	1	2.500	7.250	6.500
2"	59120B	25	1.25	3.125	9.500	8.563
2 1/2"-3"	59130B	10	.8	4.500	12.250	11.250
3 1/2"-4"	59140B	10	1	5.453	14.813	13.750

Application: Indoors or Outdoors. Use in conjunction with cover to provide a dust-tight seal to all types of metallic conduit bodies. **Material:** Fiber for 1/2"-2" and Neoprene for 2 1/2"-4"



TRADE SIZE	HALEX PART #	CTN/CASE QTY	CTN/CASE WT(lbs.)	ALUMINUM		
				A	B	C
Conduit Body Covers						
1/2"	59205B	50	3	1.375	3.906	3.500
3/4"	59207B	50	4	1.563	4.688	4.125
1"	59210B	50	4.5	1.781	5.375	4.813
1 1/4"-1 1/2"	59215B	50	8.5	2.500	7.250	6.500
2"	59220B	25	7	3.125	9.500	8.563
2 1/2"-3"	59230B	10	8	4.500	12.250	11.250
3 1/2"-4"	59240B	5	7	5.453	14.813	13.375

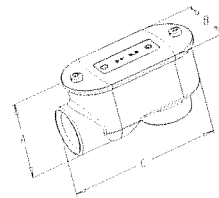
Application: Indoors or Outdoors. Use to cover all styles of metallic bodies. **Material:** Copper-Free Aluminum Stamping



TRADE SIZE	HALEX PART #	CTN/CASE QTY	CTN/CASE WT(lbs.)	ALUMINUM		
				A	B	C
Service Entrance EII						
1/2"	59505	10	2.5	1.625	1.406	3.281
3/4"	59507	5	1.5	1.953	1.703	3.813
1"	59510	3	1.3	2.125	1.563	4.313
1 1/4"	59512	2	1.68	2.563	2.438	5.563
1 1/2"	59515	2	2.36	2.594	2.625	6.250
2"	59520	1	1.92	3.125	3.078	6.750

* includes cover and gasket

Application: Indoors or Outdoors. Use to gain access to the interior of a raceway for wire pulling, inspections, and maintenance. Mounts flush against structure. **Material:** Copper-Free Die Cast Aluminum



FACTOID

Single Piece Liquid Tight Connector

Did you know that the single piece design of this product reduces chance of faulty assembly? It also saves time and money on installation – which is 2 to 3 times faster than conventional connectors. See page 28 in this catalog for more details.